

RESOLUTION NO. 2023-4

A Resolution of the Pierce County Flood Control Zone District Board of Supervisors Amending Resolution 2023-2 of the Pierce County Flood Control Zone District Board of Supervisors.

Whereas, on October 12, 2023, the Pierce County Flood Control Zone District ("District") Board of Supervisors adopted Resolution No. 2022-3, which established the District's 2023 Budget; and

Whereas, on April 12, 2023, the District Board of Supervisors adopted Resolution No. 2023-2, which amended the District's 2023 Budget; and

Whereas, the District contracts with Pierce County through an interlocal agreement for Pierce County to provide operational support to implement the District's annual workplan; and

Whereas, the District contracts with a professional services firm, Francis and Company, for financial and accounting services to prepare quarterly financial reports and represent the District with the state audit process; and

Whereas, the District now desires to increase the funding allocation for the Pierce County interlocal agreement (Pierce County FCZD Support) and the Francis and Company contract (Accountant) to ensure responsible administration of the District's duties; and

Whereas, the District capital budget includes partial funding for the City of Sumner Lower White River suite of projects including Pacific Point Bar, left Bank Setback, and 24th Street Setback; and

Whereas, the appraised value for two of the remaining four parcels needed for the City of Sumner's project more than doubled since the initial cost estimates for the Lower White River Setback project; and

Whereas, the District has funding reserves for large capital projects; and

Whereas, the Flood District Advisory Committee recommended using four million dollars (\$4 million) in funding from the Large Capital Project Reserve for the City of Sumner to acquire two parcels currently owned by DMI Drilling in the City of Sumner, with the condition that the Large Capital Project Reserve be replenished by reducing funds planned for City of Sumner Acquisitions in the years 2024, 2025, and 2026; and

1 **Whereas**, pursuant to RCW 86.15.140, the District held a duly noticed public
2 hearing on September 13, 2023, regarding amendments as set forth herein to the 2023
3 Budget; **Now Therefore**,

4
5 **BE IT RESOLVED by the Board of Supervisors of the Pierce County Flood**
6 **Control Zone District :**

7
8 Section 1. Exhibits B, C, and D to Resolution No. 2023-2 are hereby replaced
9 with the attached Exhibits B, C, and D.

10
11 Section 2. The remainder of Resolution No. 2023-2 shall remain in full force and
12 effect.

13
14 ADOPTED this 13th day of September, 2023.

15
16
17 ATTEST:

18 **PIERCE COUNTY COUNCIL**
19 Pierce County, Washington

20
21 
22 **Audrey Persons**
23 Clerk of the Board



24
25 
26 **Dave Morell**
27 Flood Control Zone District Chair

EXHIBIT B

Pierce County Flood Control Zone District- 2023 Annual Budget

Amendment Request No. 3 - City of Sumner's Request

08/14/2023



B
U
D
G
E
T

2023 Fund 154-00 Revenue		
Beginning Fund Balance in 2023:	\$	22,760,873
2023 Revenue: Levy Assessment and Interest	\$	19,178,791
Total Funds Available in 2023:	\$	41,939,664
2023 Expenditures		
Administration	\$	613,235
Pierce County FCZD Support	\$	151,800
Pierce County Communication Section Support	\$	10,500
*Direct Flood Control Zone District Support	\$	167,333
Indirect	\$	35,470
*Legal Counsel	\$	50,830
* Accountant	\$	38,100
Clerk	\$	12,423
Website Hosting	\$	4,000
Insurance/Broker	\$	30,000
Annual Report, and printing the CIP	\$	3,420
IT Financial/HR Systems Allocation	\$	5,320
Board,Travel, Dues, Membership	\$	5,000
State Audit	\$	20,608
Audit Services	\$	1,000
Performance Audit	\$	690
Website Update	\$	16,000
Central Public Records Costs	\$	330
Government Relations	\$	410
Outreach	\$	60,000
Operations and Maintenance	\$	2,867,819
Opportunity Fund Expenditures	\$	6,997,537
Capital Projects	\$	23,726,342
Total Expenditures	\$	34,204,933
Ending Fund Balance	\$	7,734,731

EXHIBIT C


Pierce County Flood Control Zone District Summary of 2023 Capital Improvement Projects Amendment 03- City of Sumner Request - 0814/2023 	
Project Name	2023 Budget (Amendment 03)
Property Acquisitions	\$ 12,823,870
Alward Road Acquisition & Setback Levee	\$ 995,071
Neadham Road Acquisition & Revetment	\$ 1,565,931
White River Butte Pit Setback	\$ 830,484
Lower White River (Pacific Pt. Bar, L Bank Setback, 24th Street Setback)	\$ 7,989,026
Middle Puyallup 128th St. Comp Study	\$ 896,358
Carbon River Floodplain Connection Left Bank	\$ 322,000
Carbon River Floodplain Connection Right Bank	\$ 225,000
Engineering / Studies/ Construction	\$ 10,902,472
Middle Puyallup 128th St Comp Study	\$ 78,764
Carbon River Floodplain Connection Left Bank	\$ 178,000
Carbon River Floodplain Connection Right Bank	\$ 110,000
Neadham Road Acquisition & Revetment	\$ 1,087,500
Calistoga/Ken Wolfe Levee Carry-over 2018	\$ 98,195
Puget Sound Shoreline Project	\$ 200,000
Orville Road Revetment (Phase 2C)	\$ 75,000
Orville Road Revetment at Kapowsin Creek	\$ 295,000
White River Butte Pit Setback	\$ 300,000
Lower White River(Left Bank)	\$ 70,000
Lower White River(Restoration; 24th Street Setback)	\$ 5,242,563
Lower White River(Point Bar)	\$ 42,450
Flood Risk Reduction and Watershed Management	\$ 3,125,000
Total Capital Improvement Projects	\$ 23,726,342

EXHIBIT D



Pierce County Flood Control Zone District

CIP 2023 - 2028

2023 Budget Amendment 03 (City of Sumner's Request)- 08/14/2023

Project Name	2023 (Amended)	*2024	**2025	2026	2027	2028
Property Acquisition						
With estimated \$/year for each project	\$ 12,823,870	\$ 3,600,000	\$ 2,650,000	\$ 850,000	\$ 750,000	\$ 2,500,000
Alward Road Acquisition & Setback Levee	\$ 995,071	\$ 600,000	\$ 900,000	\$ -	\$ -	\$ 1,000,000
Neadham Road Acquisition & Revetment	\$ 1,565,931					
White River Butte Pit Setback	\$ 830,484	\$ 550,000	\$ -	\$ -	\$ -	\$ -
White and Puyallup Rivers Confluence Acquisition*	\$ -	\$ 350,000	\$ 350,000	\$ 350,000	\$ 250,000	\$ 1,000,000
Lower White River (Pacific Pt Bar, L Bank Setback, 24th Street Setback)	\$ 7,989,026	\$ 2,000,000	\$ 900,000		\$ -	\$ -
Middle Puyallup 128th St Comp Study	\$ 896,358	\$ -	\$ -	\$ -	\$ -	\$ -
Carbon River Floodplain Reconnection Left Bank	\$ 322,000					
Carbon River Floodplain Reconnection Right Bank	\$ 225,000	\$ 100,000	\$ -	\$ -	\$ -	\$ -
Carbon River Setback Levee LB Bridge Street to Voights Creek	\$ -	\$ -	\$ -	\$ -	\$ -	\$ -
Carbon River Setback Levee LB Voights Creek to SR-162 Bridge	\$ -	\$ -	\$ 500,000	\$ 500,000	\$ 500,000	\$ 500,000
Engineering / Studies / Construction	\$ 10,902,472	\$ 9,200,000	\$ 6,535,000	\$ 11,485,000	\$ 8,150,000	\$ 12,200,000
Middle Puyallup 128th St Comp Study	\$ 78,764	\$ 100,000	\$ 935,000	\$ 3,485,000	\$ 3,400,000	\$ 2,500,000
Carbon River Floodplain Reconnection Left Bank	\$ 178,000	\$ 250,000	\$ -	\$ 1,000,000	\$ 1,000,000	\$ -
Carbon River Floodplain Reconnection Right Bank	\$ 110,000	\$ 100,000	\$ 450,000	\$ -	\$ -	\$ -
Neadham Road Revetment	\$ 1,087,500	\$ -	\$ -	\$ -	\$ -	\$ -
Calistoga/Ken Wolfe Levee Carry-over 2018	\$ 98,195	\$ -	\$ -	\$ -	\$ -	\$ -
Puget Sound Shoreline Project	\$ 200,000	\$ 50,000	\$ -	\$ -	\$ -	\$ -
Orville Road Revetment (Phase 2C)	\$ 75,000					
Orville Road Revetment at Kapowsin Creek	\$ 295,000	\$ 200,000	\$ -	\$ -	\$ -	\$ 1,000,000
White River Butte Pit Setback	\$ 300,000		\$ 250,000	\$ 1,500,000	\$ 1,500,000	\$ 2,500,000
Lower White River(Left Bank Setback)	\$ 70,000	\$ -	\$ 200,000	\$ 1,000,000	\$ 1,000,000	\$ 1,000,000
Lower White River (Restoration; 24th Street Setback)	\$ 5,242,563	\$ 5,500,000	\$ 2,000,000	\$ 2,000,000	\$ -	\$ 700,000
Lower White River (Point Bar)	\$ 42,450	\$ -	\$ 200,000	\$ 2,000,000	\$ 1,000,000	\$ 1,000,000
Flood Risk Reduction and Watershed Management Economic Stimulus Grant Program	\$ 3,125,000	\$ -	\$ -	\$ -	\$ -	\$ -
Rainier Manor/Riverwalk/River Grove and SR-410 Flood	\$ -	\$ -	\$ -	\$ -	\$ -	\$ 2,500,000
Calistoga Phase II (Jones)	\$ -	\$ 2,000,000	\$ 2,000,000	\$ -	\$ -	\$ -
Carbon River Setback Levee LB Voights Creek to SR-162 Bridge	\$ -	\$ -	\$ 500,000	\$ 500,000	\$ 250,000	\$ 1,000,000
Puyallup River Ford Setback*	\$ -	\$ 1,000,000	\$ -	\$ -	\$ -	\$ -
Total Six Year Capital Improvement Projects	\$ 23,726,342	\$ 12,800,000	\$ 9,185,000	\$ 12,335,000	\$ 8,900,000	\$ 14,700,000
* New FCZD Comprehensive Plan of Development is planned for 2024, and may alter funding for projects listed from 2025-2028.						

EXHIBIT E

Pierce County Flood Control Zone District Six Year Financial Plan 2023 - 2028 2023 Budget Amendment Request 03 (Sumner's Request)- 08/14/2023								
		2023	2024	2025	2026	2027	2028	Total 2023-2028
	Beginning 154-00 Fund Balance	\$ 22,760,873	\$ 7,734,731	\$ 8,845,583	\$ 13,697,311	\$ 15,525,795	\$ 20,916,912	
	Revenues							
	Levy Assessment*	\$ 19,118,791	\$ 19,309,979	\$ 19,503,079	\$ 19,698,109	\$ 19,895,091	\$ 20,094,041	\$ 117,619,090
	Opportunity Fund Annual Allocation	\$ 6,997,537	\$ 1,930,998	\$ 1,950,308	\$ 1,969,811	\$ 1,989,509	\$ 2,009,404	\$ 16,847,567
	Interest	\$ 60,000	\$ 60,000	\$ 60,000	\$ 60,000	\$ 60,000	\$ 60,000	\$ 360,000
	TOTAL REVENUE	\$ 19,178,791	\$ 19,369,979	\$ 19,563,079	\$ 19,758,109	\$ 19,955,091	\$ 20,154,041	\$ 117,979,090
	Expenditures							
	Administration**	\$ 613,235	\$ 631,632	\$ 650,581	\$ 670,098	\$ 690,201	\$ 710,907	\$ 3,966,655
	Operations and Maintenance	\$ 2,867,819	\$ 2,896,497	\$ 2,925,462	\$ 2,954,716	\$ 2,984,264	\$ 3,014,106	\$ 17,642,864
	Opportunity Fund Expenditures	\$ 6,997,537	\$ 1,930,998	\$ 1,950,308	\$ 1,969,811	\$ 1,989,509	\$ 2,009,404	\$ 16,847,567
	Capital Projects***	\$ 23,726,342	\$ 12,800,000	\$ 9,185,000	\$ 12,335,000	\$ 8,900,000	\$ 14,700,000	\$ 81,646,342
	TOTAL EXPENDITURES	\$ 34,204,933	\$ 18,259,127	\$ 14,711,351	\$ 17,929,626	\$ 14,563,974	\$ 20,434,418	\$ 120,103,428
	Ending Fund Balance	\$ 7,734,731	\$ 8,845,583	\$ 13,697,311	\$ 15,525,795	\$ 20,916,912	\$ 20,636,535	
(***) Capital Budget includes Strategic Reserve and Large Capital Project Funds shown below).								
		2023	2024	2025	2026	2027	2028	
Opport. Fund 154.01	Beginning 154.01 Fund Balance:	\$ -	\$ -	\$ -	\$ -	\$ -	\$ -	
	Annual Allocation	\$ 6,997,537	\$ 1,930,998	\$ 1,950,308	\$ 1,969,811	\$ 1,989,509	\$ 2,009,404	
	Expenditures	\$ 6,997,537	\$ 1,930,998	\$ 1,950,308	\$ 1,969,811	\$ 1,989,509	\$ 2,009,404	
	Ending Fund Balance	\$ -	\$ -	\$ -	\$ -	\$ -	\$ -	
		2023	2024	2025	2026	2027	2028	
Strategic Reserve	Beginning Strategic & Emergent Needs Account Balance	\$ 2,450,000	\$ 2,275,000	\$ 2,225,000	\$ 2,225,000	\$ 2,225,000	\$ 2,225,000	
	Account Allocation	\$ 3,150,000	\$ -	\$ -	\$ -	\$ -	\$ -	
	Puget Sounds Shoreline Project	\$ 200,000	\$ 50,000	\$ -	\$ -	\$ -	\$ -	
	Calistoga Phase II (Jones Levee)	\$ -	\$ -	\$ -	\$ -	\$ -	\$ -	
	Flood Risk Reduction and Watershed Management Economic Stimulus Grant Program	\$ 3,125,000	\$ -	\$ -	\$ -	\$ -	\$ -	
	Ending Account Balance	\$ 2,275,000	\$ 2,225,000	\$ 2,225,000	\$ 2,225,000	\$ 2,225,000	\$ 2,225,000	
		2023	2024	2025	2026	2027	2028	
Large Capital Project Match	Beginning Account Balance: Included in Operating Fund Balance - tracked here for information	\$ 8,500,000	\$ 5,500,000	\$ 5,400,000	\$ 5,500,000	\$ 8,500,000	\$ 9,500,000	
	Allocations**							
	Annual Allocation	\$ 1,000,000	\$ 1,000,000	\$ 1,000,000	\$ 1,000,000	\$ 1,000,000	\$ 1,000,000	
	Lower White River (Pacific Pt. Bar, L Bank Setback, 24th St Setback)**	\$ -	\$ 900,000	\$ 1,100,000	\$ 2,000,000	\$ -	\$ -	
	Expenditures**							
	Lower White River (Pacific Pt. Bar, L Bank Setback, 24th St Setback)**	\$ 4,000,000	\$ -	\$ -	\$ -	\$ -	\$ -	
	Calistoga Phase II (Jones Levee)	\$ -	\$ 2,000,000	\$ 2,000,000	\$ -	\$ -	\$ -	
	Ending Account Balance	\$ 5,500,000	\$ 5,400,000	\$ 5,500,000	\$ 8,500,000	\$ 9,500,000	\$ 10,500,000	
* The final assessment will be limited to the lesser of: (1) this dollar amount OR (2) \$0.10/\$1000, via the Amended Levy Certification submitted by the Executive Director in ** Includes Proposed 2023 Budget Amendment 02. *** 2023 Capital Project Expenditures are subject to change as additional information regarding Sumner and Orting's needs becomes available.								