

1
2
3
4
5
6
7
8
9
10
11
12
13
14
15
16
17
18
19
20
21
22
23
24
25
26
27
28
29
30
31
32
33
34
35
36
37
38
39
40
41

RESOLUTION NO. 2021-4

A Resolution of the Pierce County Flood Control Zone District Board of Supervisors Amending Resolution 2021-2 of the Pierce County Flood Control Zone District Board of Supervisors.

Whereas, on October 14, 2020, the Pierce County Flood Control Zone District (“District”) Board of Supervisors adopted Resolution No. 2020-7, which established the District’s 2021 Budget; and

Whereas, the District Board of Supervisors adopted Resolution No. 2020-12, which amended Resolution No. 2020-7, to reallocate funding for capital projects and the Opportunity Fund expenditures; and

Whereas, on April 14, 2021 the Pierce County Flood Control Zone District (“District”) Board of Supervisors adopted Resolution No. 2021-2, which amended the District’s 2021 Budget to allocate carry-forward funds; and

Whereas, the District now desires to amend the 2021 Budget to include 2021 Opportunity Fund allocations and carry-forward funds by jurisdiction; and

Whereas, pursuant to RCW 86.15.140, the District held a duly noticed public hearing on July 14, 2021, regarding amendments as set forth herein to the 2021 Budget; **Now, therefore**,

BE IT RESOLVED by the Board of Supervisors of the Pierce County Flood Control Zone District as follows:

Section 1. Exhibit B to Resolution 2021-2 is hereby replaced with the attached Exhibit B.


Section 2. Exhibit E is hereby adopted to describe Opportunity Fund allocations and carry-forward amounts by jurisdiction.

1
2 Section 3. The remainder of Resolution 2020-12 shall remain in full force and
3 effect.

4
5
6 ADOPTED this 14th day of July, 2021.
7
8

9
10 ATTEST:

**PIERCE COUNTY FLOOD CONTROL
ZONE DISTRICT**
Pierce County, Washington

11
12
13
14
15
16 
17 _____
18 Audrey Persons, Clerk of the Board



19 _____
Dave Morell, Board Chair

Exhibit B

Pierce County Flood Control Zone District- 2021 Annual Budget



B
U
D
G
E
T

2021 Revenue

Assessment **\$ 13,785,922**

Administration **\$ 511,691**

*Pierce County FCZD Support	\$ 91,800
Pierce County Communication Section Support	\$ 3,500
Direct Flood Control Zone District Support	\$ 159,365
Indirect	\$ 69,480
Legal Counsel	\$ 47,000
Accountant	\$ 38,725
Clerk	\$ 12,423
Website Hosting	\$ 4,000
Insurance/Broker	\$ 23,000
Copies, Notices, Phone, Printing and mailing the Annual Report, and printing the CIP	\$ 3,420
IT Financial/HR Systems Allocation	\$ 13,370
Board, Travel, Dues, Membership	\$ 5,000
State Audit	\$ 20,608
Audit Services	\$ 2,760
Performance Audit	\$ 2,030
Consultant for the 2020 Annual Report	\$ 13,000
Central Public Records Costs	\$ 990
Government Relations	\$ 1,220

Operations and Maintenance **\$ 2,067,888**

Large Capital Projects **\$ 1,000,000**


Opportunity Fund Expenditures **\$ 4,825,511**

Capital Projects **\$ 15,066,290**

Total Expenditures **\$ 23,471,380**

Contact: Kjris Lund, Executive Director (206) 612-8138
Melissa McFadden, District Administrator (253) 798-2159

Exhibit E

Pierce County Flood Control Zone District 			
2013-2021 Opportunity Fund Allocations			
Municipality	2021 Opportunity Fund Allocations	2020 Carry Over Amount	2021 Allocation plus carry-over
Auburn	\$ 14,267	\$ 74,171	\$ 88,438
Bonney Lake	\$ 35,782	\$ 177,024	\$ 212,805
Buckley	\$ 7,665	\$ 33,935	\$ 41,600
Carbonado	\$ 771	\$ 3,222	\$ 3,992
Dupont	\$ 19,705	\$ -	\$ 19,705
Eatonville	\$ 3,125	\$ 15,640	\$ 18,765
Edgewood	\$ 22,849	\$ 79,333	\$ 102,182
Fife	\$ 29,425	\$ 28,414	\$ 57,838
Fircrest	\$ 10,856	\$ 54,393	\$ 65,250
Gig Harbor	\$ 34,860	\$ 170,546	\$ 205,406
Lakewood	\$ 81,276	\$ 115,354	\$ 196,631
Milton	\$ 10,204	\$ 34,143	\$ 44,347
Orting	\$ 9,631	\$ 43,936	\$ 53,568
Pacific	\$ 2,626	\$ 13,510	\$ 16,136
Puyallup	\$ 74,003	\$ 260,440	\$ 334,442
Roy	\$ 797	\$ 4,116	\$ 4,913
Ruston	\$ 3,292	\$ 14,240	\$ 17,532
South Prairie	\$ 551	\$ 2,389	\$ 2,941
Steilacoom	\$ 11,408	\$ -	\$ 11,408
Sumner	\$ 37,387	\$ 183,203	\$ 220,591
Tacoma	\$ 324,918	\$ -	\$ 324,918
University Place	\$ 51,779	\$ 249,153	\$ 300,932
Wilkeson	\$ 569	\$ 2,620	\$ 3,190
Unincorporated Pierce County	\$ 592,522	\$ 1,885,458	\$ 2,477,979
Total	\$ 1,380,270	\$ 3,445,242	\$ 4,825,511